



Wealth Minerals
LTD

Lithium

Forward-Looking & Cautionary Information

FORWARD-LOOKING INFORMATION AND THIRD PARTY SOURCES

Except for the statements of historical fact contained herein, the information in this Presentation and the information incorporated by reference herein, constitutes “forward-looking information” within the meaning of applicable Canadian and U.S. securities laws concerning the business, operations and financial performance and condition of the Company and the industry in which it operates. All statements, except for statements of historical fact, that address activities, events or developments that management of the Company expects or anticipates will or may occur in the future, including such things as future capital expenditures (including the amount and nature thereof), business strategies and measures to implement strategies, competitive strengths, goals, expansion and growth of the business and operations, the Company’s expectation that it will be able to enter into agreements to acquire interests in additional mineral properties, entry into definitive option agreements and plans and references to the future success of the Company, and such other matters, including matters cited from third party sources, are forward-looking information. Often, but not always, forward-looking information can be identified by words such as “pro forma”, “plans”, “expects”, “may”, “should”, “budget”, “scheduled”, “estimates”, “forecasts”, “intends”, “anticipates”, “believes”, “potential”, “predicts”, “projects”, “aims”, “continue” or variations of such words including negative variations thereof, and phrases that refer to certain actions, events or results that may, could, would, might or will occur or be taken or achieved. Forward-looking information involves known and unknown risks, uncertainties and other factors which may cause the actual results, performance or achievements of the Company to differ materially from any future results, performance or achievements expressed or implied by the forward-looking information. Such risks and other factors include, among others, operating and technical difficulties in connection with mining development, actual results of exploration activities, estimation or realization of mineral reserves and mineral resources, the timing and amount of estimated future production, costs of production, capital expenditures, the costs and timing of the development of new deposits, the availability of a sufficient supply of water and other materials, requirements for additional capital, future prices of metal, changes in general economic conditions, changes in the financial markets and in the demand and market price for commodities, possible variations in ore grade or recovery rates, possible failures of plants, equipment or processes to operate as anticipated, accidents, labour disputes and other risks of the mining industry, delays or failures in obtaining governmental approvals, permits or financing or in the completion of development or construction activities, changes in laws, regulations and policies affecting mining operations, the inability of the Company to obtain any necessary permits, consents, approvals or authorizations (including acceptance by the TSX Venture Exchange), hedging practices, currency fluctuations, title disputes or claims limitations on insurance coverage and the timing and possible outcome of pending litigation, environmental issues and liabilities, risks related to joint venture operations, risks related to the integration of acquisitions, as well as risks and uncertainties discussed in the latest Management’s Discussion and Analysis Reports and Financial Statements (refer to the Financial Section on the Company’s website under Investors, and the Company’s filings on www.sedar.com).

Readers are cautioned not to place undue reliance on forward-looking information. None of the Company, the Financial Advisors or their respective Representatives provides any assurance that the assumptions underlying such forward-looking statements are free from errors, nor do any of them accept any responsibility for the future accuracy of opinions expressed in this Presentation or the actual occurrence of forecasted developments. The Company, the Financial Advisors and their respective Representatives undertakes no obligation to update any of the forward-looking information in this presentation or incorporated by reference herein, except as otherwise required by law.

Corporate Overview

Wealth Minerals is a developer of premier Chilean lithium projects in support of the global energy transition.

- **Macroeconomic Tailwinds:** Global energy transition creates strong lithium demand, with the structural supply/demand deficits driving an active M&A environment and consumers of lithium securing future supplies directly with junior miners.
- **Rare Asset Base:** Few projects are of the scale to make an impact on global supply, especially those located in active lithium producing regions in the western hemisphere.
 - **Yapuckuta Asset:** Flagship Chilean lithium project spans 46,200 hectares in the Atacama Salar, a region with the world's highest grade and largest producing lithium brine deposits
 - **Kuska Asset:** Chilean lithium asset spanning 10,500 hectares with an after-tax NPV10% of US\$1.15B per a Jan. 2024 preliminary economic assessment
- **Stable Mining Jurisdiction:** Chile is a stable democracy with low geopolitical risk & favorable mining policies, designated a U.S. free trade partner country in the IRA
- **Direct Lithium Extraction (DLE):** New technology opening up new development possibilities in a highly efficient and responsible manner.
- **Experienced Management Team:** Led by executives with North American public company experience as well as a Chilean team with significant development experience

Wealth Minerals

TSX-V: WML | OTC: WMLLF

Share Price ¹	\$0.19
Market Cap ¹	C\$61.6M
90D Avg. Daily Volume	228K
Shares Outstanding ²	326M
Insider Ownership	8.5%

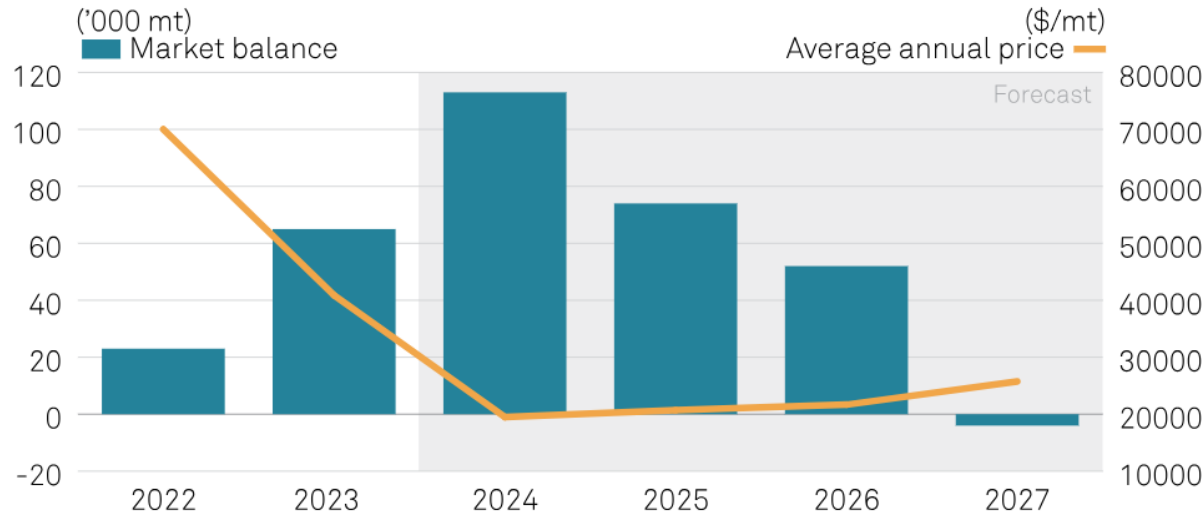
1) As of March 8, 2024

2) 3-month average daily volume combining OTC and TSX-V volumes

Industry Outlook – Projected Supply Deficits

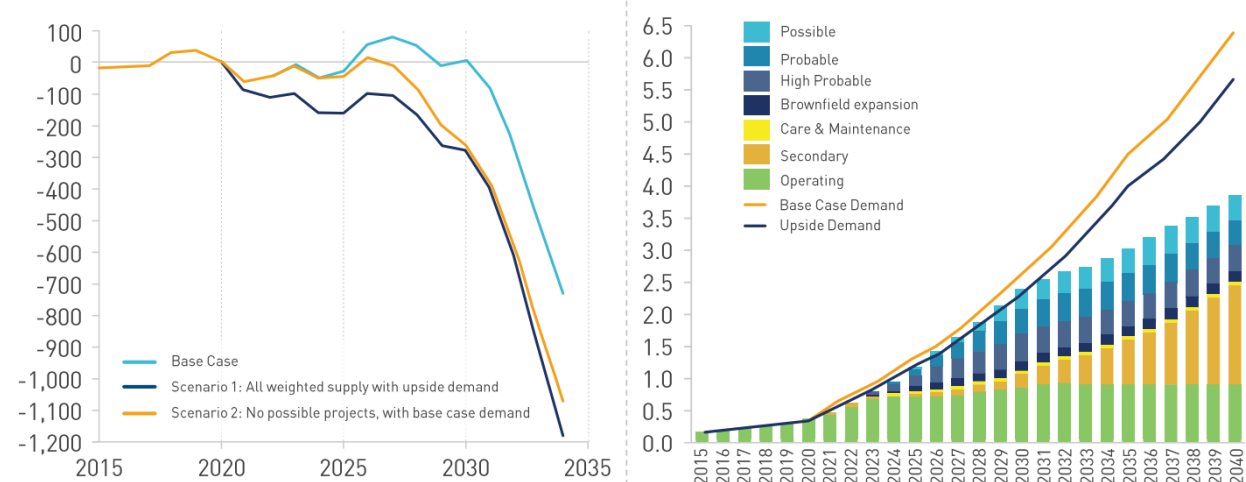
Historical & Forecasted Lithium Carbonate Prices

2022-2027 (US\$/mt, CIF North Asia)¹



Lithium Market Imbalance

(Mt LCE [weighted])²



Under investment due to a poor capital market environment from 2018 – 2020, project delays or interruptions, physical challenges to increasing supply from existing operations, limited quality assets = tight supply and supply growth in lithium industry globally.

Trends

- There is little to suggest oversupply of lithium in the near to medium term.
- Consumers of lithium will be forced to take an active role in securing supply.

1) S&P Global Commodity Insights; S&P Global Market Intelligence - Data as of 12/19/2023, 2023E

2) Benchmark Mineral Intelligence Q2 2022 Forecast

Industry Dynamics – The Scramble for Lithium Assets



\$400M buy-in deal from CATL, large high-grade spodumene project in DRC - *Announced 27 Sep 2021*



C\$960M buy-out deal from Zijin, late development stage brine asset in Argentina - *Announced 8 Oct 2021*



\$391M buy-out deal from Ganfeng, mid development stage clay asset in Mexico - *Announced 25 Aug 2021*



A\$3B merger of equals combining brine production asset in Argentina with spodumene production asset in Australia - *Completed 25 Aug 2021*



\$471M buy-out deal from LAC, late development stage brine asset in Argentina - *Completed 25 Jan 2022*

M&A activity in the lithium space has been frantic since 2021, with the pool of quality, independent assets shrinking at a rapid pace.



\$193M buy-in deal from Ganfeng, large high-grade spodumene project in Mali - *Announced 16 Jun 2021*



Piedmont, a lithium development company, \$102M buy-in deal for Iron Ridge medium size high grade spodumene project in Ghana - *Announced 1 Jul 2021*



Kodal Minerals – a lithium development company – \$118M buy-in deal from Hainan Mining for medium size spodumene project in Mali - *Announced 19 Jan 2023*

Chile



LPI acquired by CODELCO for A\$385M, mid development stage brine asset in Chile - *Announced 18 Oct 2023*



Eramet acquires for \$105M a portfolio of brine assets in Chile, main asset Salar de la Isla, a mid development stage project - *Announced 15 Nov 2023*

New Chilean Lithium Policy a Game Changer

After many years of ambiguity, a national framework policy was put in place in 2023 for the development of the lithium industry in Chile to allow companies to advance lithium assets to production.

Key Points:

- Initially CODELCO or ENAMI, Chile's state-owned copper mining companies, will serve as the state-partner in a 51/49% ownership structure of public/private partnerships for lithium projects development
- A new State Lithium Company will be created to be the future partner or sole developer of lithium projects going forward
- Existing operations in the Atacama salar (namely by Sociedad Química y Minera de Chile (NYSE: SQM) and Albemarle Corporation (NYSE: ALB)) will be required to negotiate new operating contracts when their current contracts with state development company CORFO expire (expiry in 2030 for SQM and 2043 for Albemarle)
- Explicit ban on all solar evaporation recovery methods for future projects, only DLE (Direct Lithium Extraction)
- Government guidance regarding indigenous and local community involvement in lithium project development

How the Policy Benefits Wealth Minerals

Builds on its existing strong relationships with state-owned CODELCO and ENAMI to push to a JV or other form of development cooperation

Dovetails with its long track record of advocating DLE use

Emphasizes its plan to engage with Indigenous peoples regarding asset development

Lithium Brine Project Portfolio

Over 56,000 Hectares in Chile

A Yapuckuta Lithium Project

- 100% royalty-free interest in core 144 exploration concessions
- Located in the Atacama Salar in Region II of Antofagasta, northern Chile
- 46,200 hectares in total in salar
- Primary focus over the next 12-24 months

B Kuska Lithium Project

- 10,500 hectares acquired, 100% fully owned, royalty-free
- Adjacent to Highway 21 and directly west of Bolivia border
- Maiden NI 43-101 resource estimate completed January 2023
- January 2024 preliminary economic assessment shows after-tax NPV10% of US\$1.15B with a 28% project IRR



Yapuckuta Flagship Project

The Atacama Salar

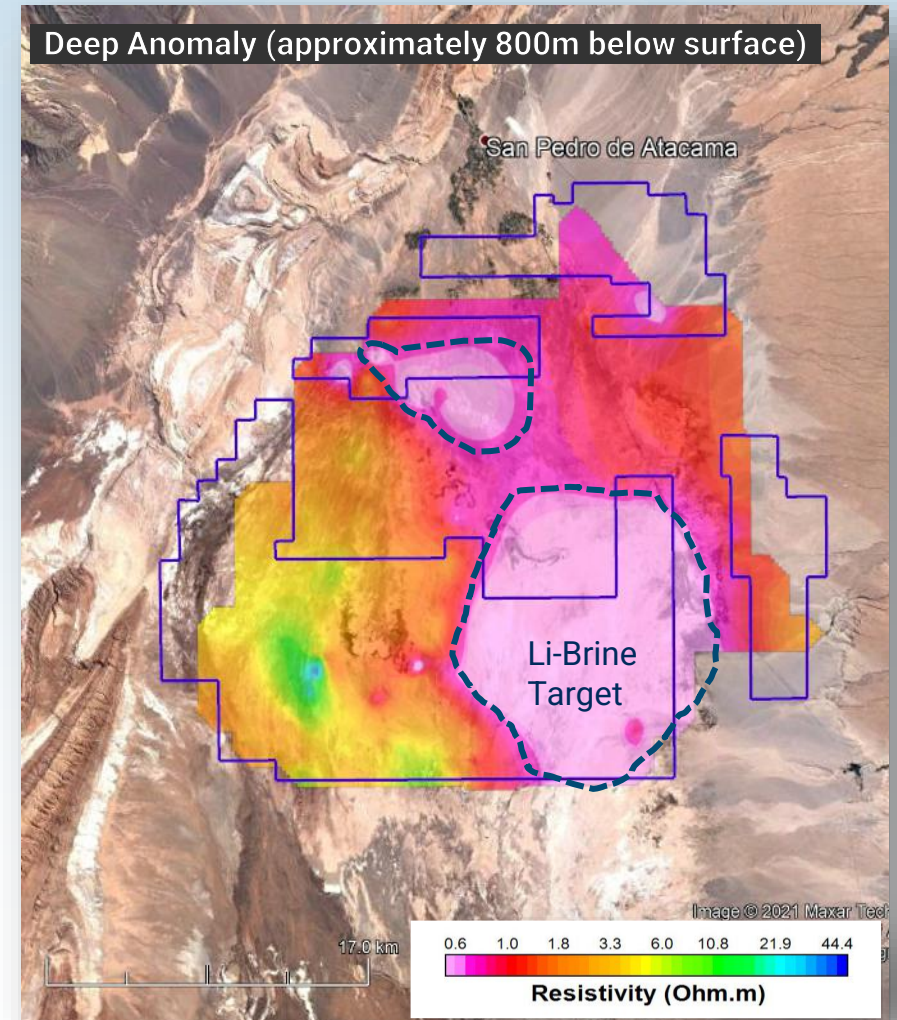
- The world’s highest grade and largest producing lithium brine deposit
- Currently producing ~1/3 of global lithium output
- High grade of both lithium (1,840mg/l) and potassium (22,630mg/l)
- Current production positioned on the low end of the global lithium cost curve
- Adjacent to Highway 23 which connects northern Chile and Argentina
- Royalty-free interest for Wealth’s Yapuckuta project in the Atacama Salar
- WML concessions cover 46,200 hectares in the northern part of the Salar
 - SQM and Albemarle have largescale production facilities in the Salar, located on the ground held by CORFO directly south of WML license position

Salar Comparison

	Salar de Atacama ¹	Salar de Maricunga ²	Salar de Olaroz ²	Salar de Hombre Muerto ²	Salar de Cauchari ³
Country	Chile	Chile	Argentina	Argentina	Argentina
Lithium	1,840	1,250	690	740	590
Potassium	22,630	8,970	5,730	7,400	4,850
Magnesium	11,740	8,280	1,660	1,020	1,420
Mg/Li	6.40	6.63	2.40	1.40	2.43
L/Li	12.33	7.18	8.30	9.95	8.30
K/Mg	1.93	1.08	3.46	7.26	3.58

Sources: Deutsche Bank (2016), LiCo Energy Metals (2017), Technical Report on the Atacama Lithium Project El Loa Province Region II Republic of Chile (2017) Notes: 1) NI 43-101 report prepared for Orocobre Ltd., May 13, 2011. 2) NI 43-101 amended report prepared for Li3 Energy Inc., May 23, 2012. 3) NI 43-101 report prepared for Lithium Americas Corp., July 11, 2012

Overview Map of WML Concessions



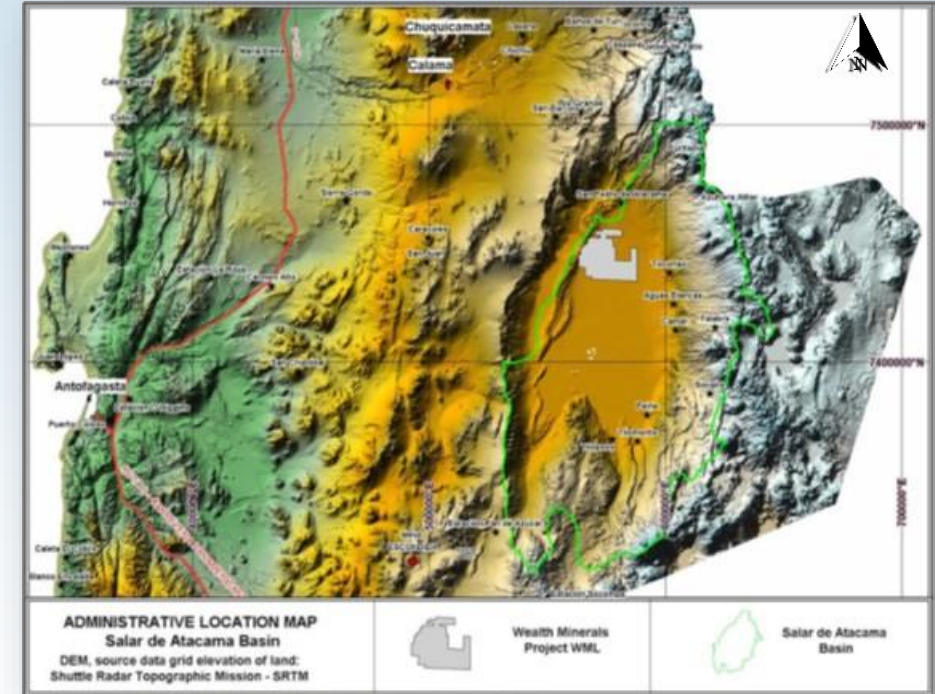
Flagship Project (Cont'd)

Executive Summary from NI 43-101 Report¹

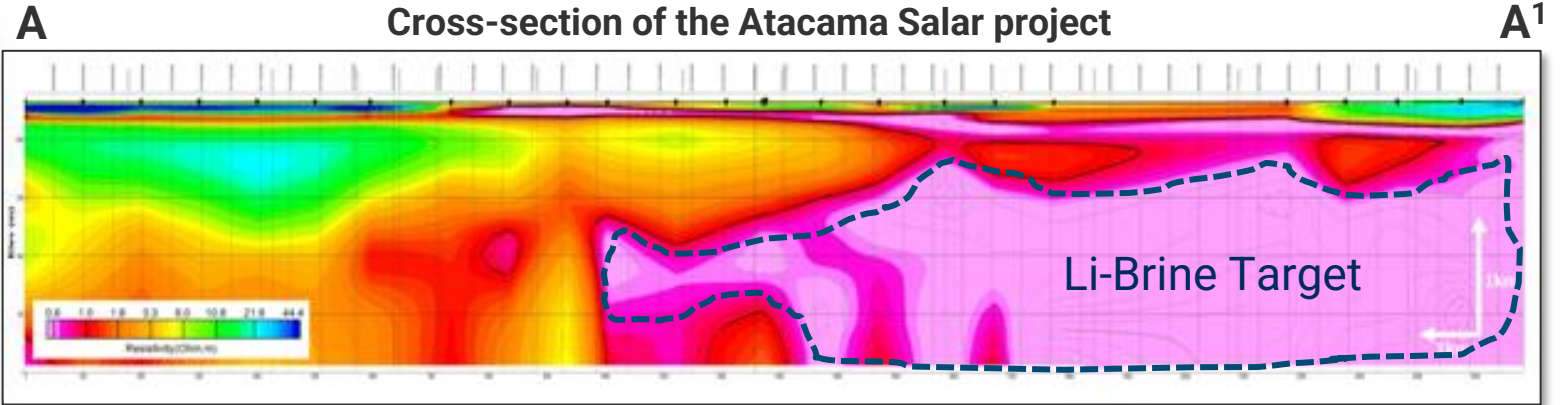
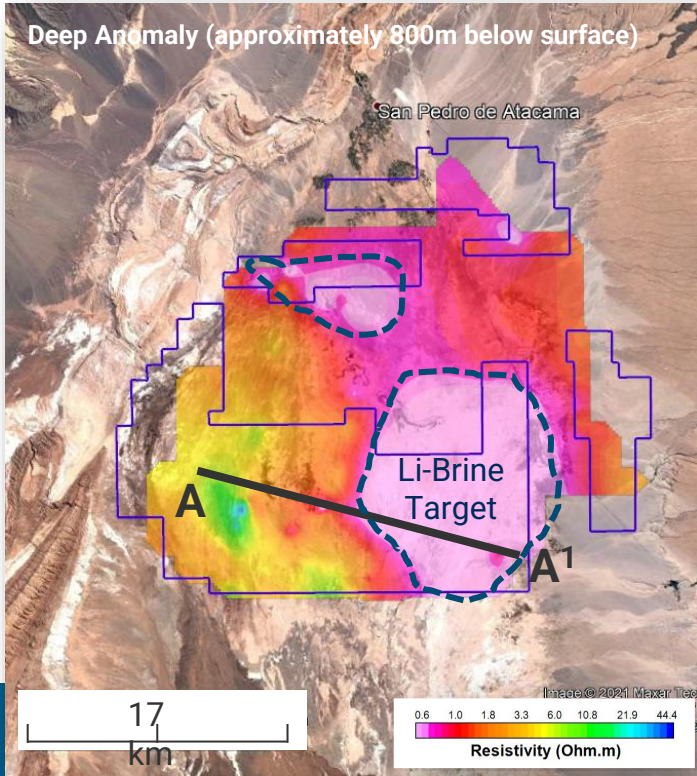
- The Salar de Atacama is host to more than 15% of the world's known lithium reserves, and yet exploration and production of lithium has occurred only in the southern portion of the salar. The proximity of the Project to existing producers strongly suggests that exploration potential is good for the discovery of brines in the northern portion of the salar, underlying the project.
- The principal origin of lithium in the Salar de Atacama is interpreted to be the lithium-bearing geothermal waters from the El Tatio Geyser Field, located north of the salar. The geothermal fluids enter the northern part of the Salar de Atacama via surface and subsurface flow. Further, the chemistry of the salar brines is almost identical to the chemistry of the geothermal fluids of El Tatio, further strengthening the interpretation that the El Tatio geothermal fluids are the source of lithium and potassium in the salar.
- The geology of the Project is similar to the sedimentary settings of other salars such as Maricunga, La Isla, Olaroz, and Cauchari, where potentially economic lithium resources have been reported by other public and private lithium exploration companies. Regional studies of the Salar de Atacama's geology, hydrogeology, climate and other factors provide a high-level of understanding of the lithium brine processes in the region, lending credence to the exploration potential of the Project.
- WML intends to evaluate the brine potential of the Project by utilizing geophysical methods to better evaluate basin configuration, geologic structure, and the hydrogeology of the concessions, followed by drill testing any targets developed by the initial work.

Note: 1) Hiner, J., 2017, Amended 43-101 Technical Report on the Atacama Lithium Project El Loa Province Region II Republic of Chile

Overview Map



Geophysics Reveal a Major Prize

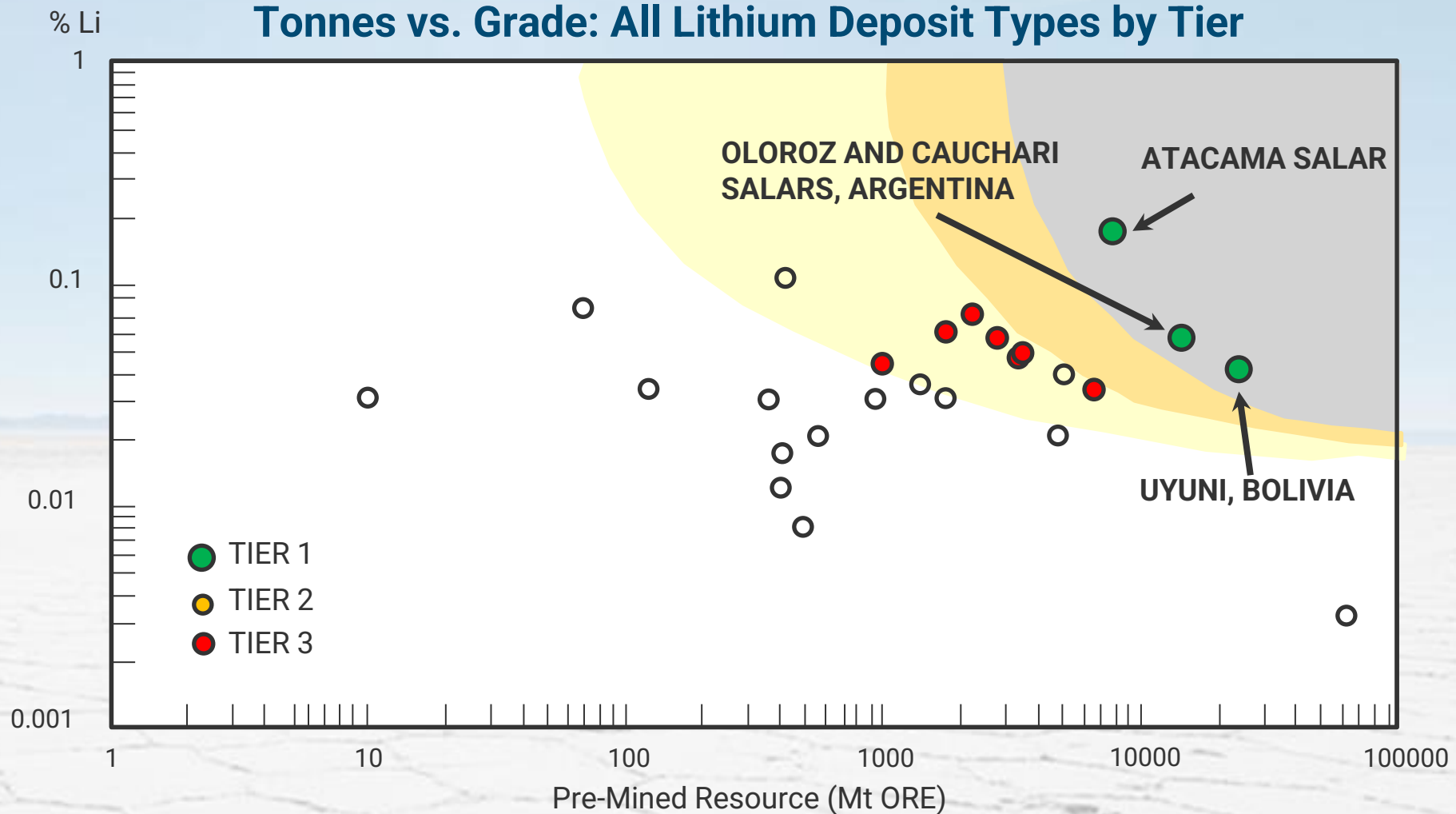


- Black line (left) is cross section location, shown above
- Magneto-Telluric (“MT”) survey line show a very low resistivity zone (less than 1 ohm-m) that ranges from 500m to 2-km thick below the surface.
- This extremely thick zone is interpreted to cover an area of at least 100 km² within the Project property.
- The MT data showing very low resistivity material is interpreted to represent porous media with high salinity fluids.
- At an estimated average thickness of 1.5 km, the potential aquifer volume highlighted by the MT survey is 150 km³.

Key Notes

- Salars, geologically, are rather young phenomenon, and the Atacama Salar is an old structure at 50M years old. As such there is usually less occurrence of faulting and other complexities within the salar.
- Underground brine pools tend to be fairly homogenous horizontally, although heavier brines sink (i.e. high minerals in solution – *high grade* – should be deeper).
- Due to the nature of salar geology, much fewer data points (drill holes) are need to have a high statistical confidence level about the mineralization extent relative to other minerals (like copper and gold).

Project Located in a Tier 1 Salar

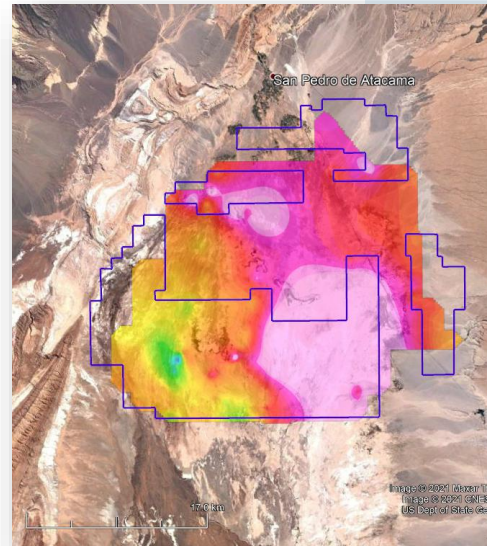


Perspectives

- Core position in the Atacama is very large: 46,200 hectares or 178.4 square miles (462km²)
- The geophysical anomaly, identified as a brine area on Wealth's license package, that has been identified as a very low resistivity zone (less than 1 ohm-m) is from 500m to 2000m thick
- For comparison, **Manhattan Island** is 22.7 square miles (59km²) in area - 13.4 miles (21.6km) long and 2.3 miles (3.7km) wide
- For comparison, the **Freedom Tower** is 546m high



x **7.8** =



Wealth's Atacama License Area



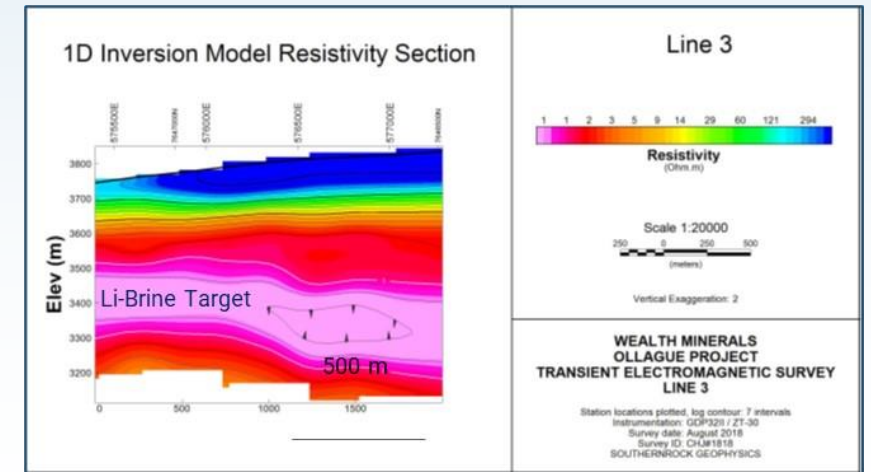
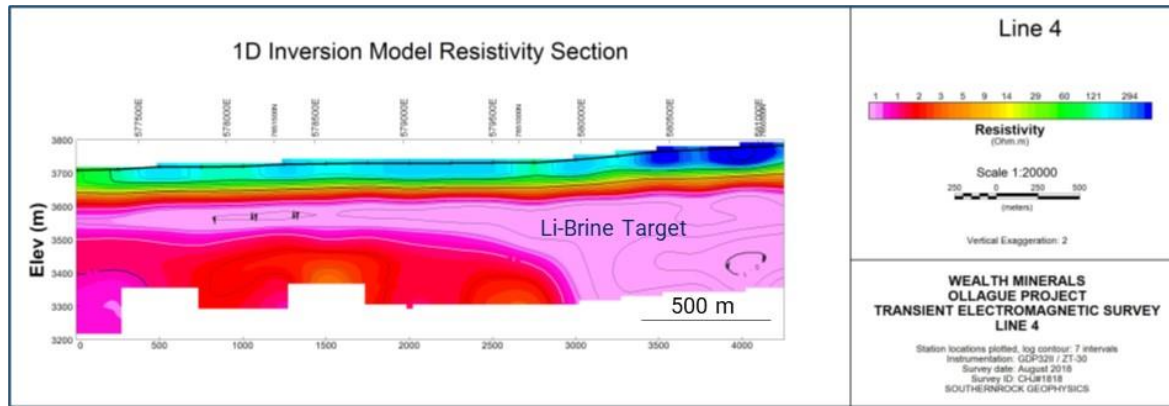
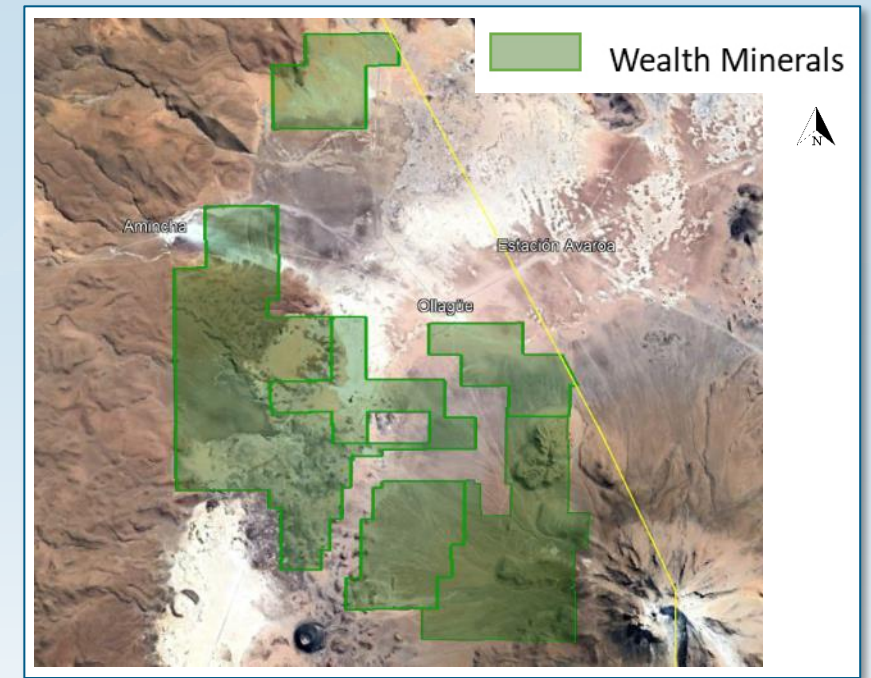
3.7x

Freedom Tower =
Max thickness of
brine anomaly

Kuska

Kuska - Positive Location, Geophysics & 3rd Party Drilling

- Kuska (f/k/a Ollagüe) consists of 10,500 hectares located in northern Chile, Region II, and approximately 200 km due north from Yapuckuta
- Recent drilling by Lithium Chile returned lithium grades up to **480 Li mg/l** and surface sampling has returned grades as high as **1,140 Li mg/l**
- Wealth Minerals conducted Magneto-Telluric (“MT”) and coincident loop Transient Electromagnetic (“TEM”) surveys, which identified very highly conductive zones and are interpreted to represent porous media with high-salinity fluids (potentially lithium-bearing brines) at depth.

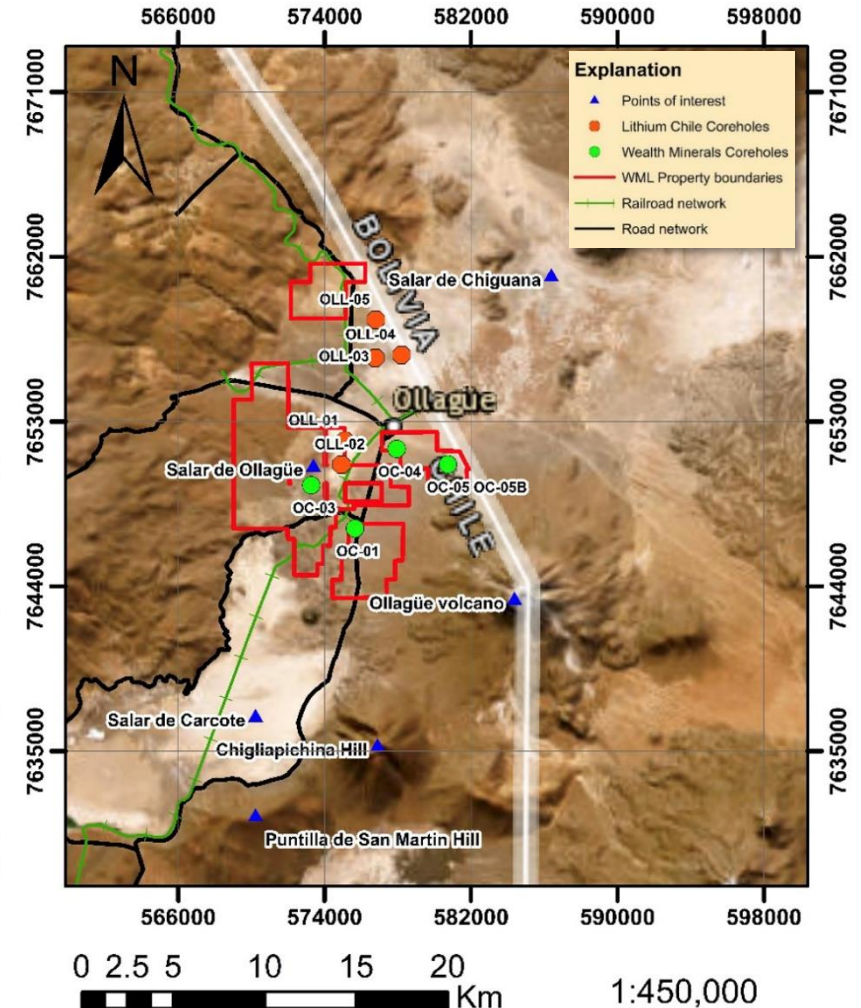
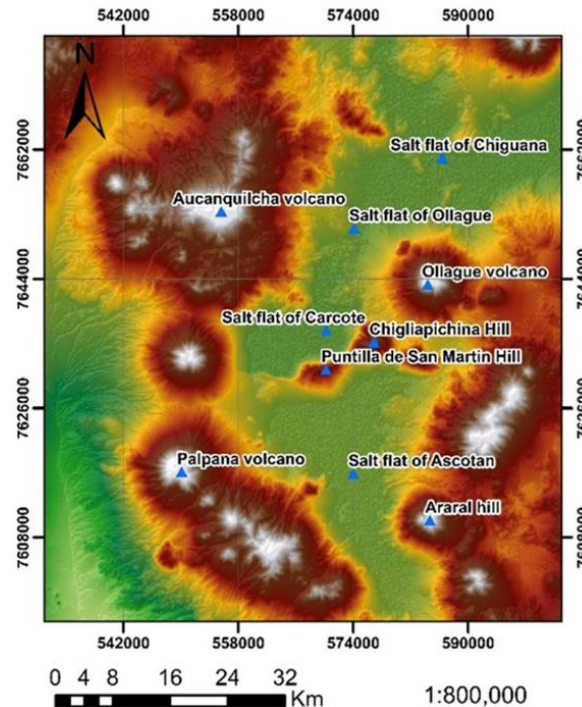


Kuska license area with pink color highlighting interpreted area of shallow anomaly (less than 400m below surface) showing resistivity less than 1 ohm.m (high prospectivity for Li).

Maiden NI 43-101 Resource Estimate

In January 2023, Wealth Minerals announced a maiden resource estimate for the Kuska project, highlights include:

- Total indicated resources are **741,000 tonnes LCE grading 175 mg/l**
- Total inferred resources are **701,000 tonnes LCE grading 185 mg/l**
- Based on the results of exploration conducted by third parties and the recent drilling program completed by Wealth, **four tentative hydrogeologic units were defined**
- These hydrogeologic units have medium to high permeability and are **amenable for recovering brine to surface**
- It is anticipated that deeper drilling may encounter lithium brine in the deeper parts of the Project, **adding to the overall resource** given that the lithium-rich brine is located in the deeper part of the basin

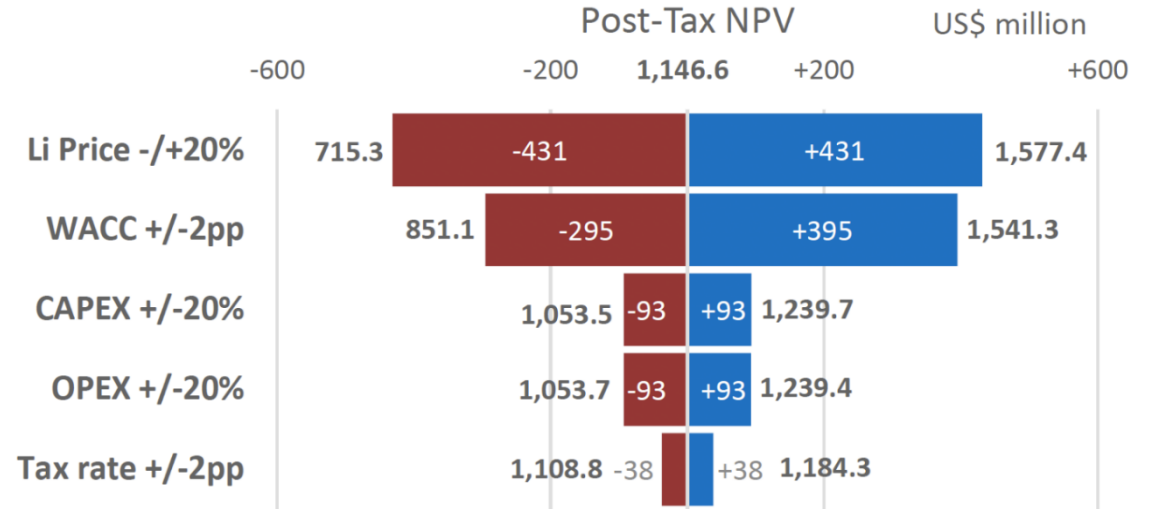


Preliminary Economic Assessment

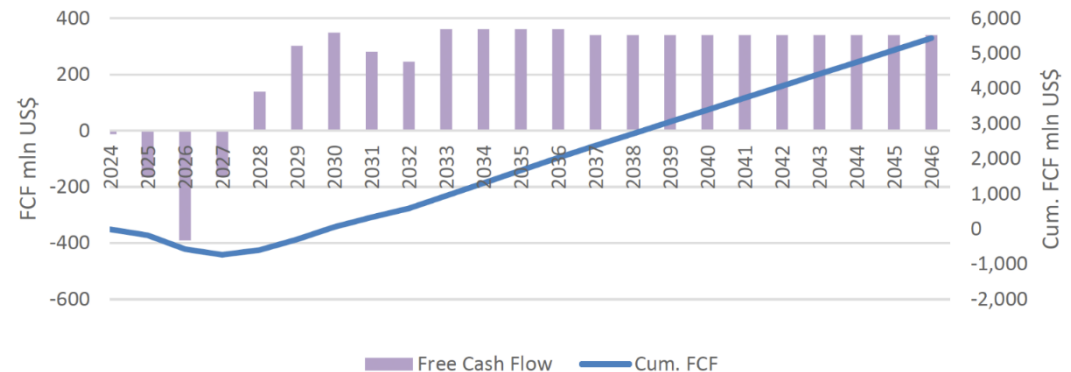
In January 2024, Wealth Minerals announced a Preliminary Economic Assessment for the Kuska project, highlights include:

- **Pre-tax NPV10% of US\$1.65B and a project IRR of 33%**
- **After-tax NPV10% of US\$1.15B and a project IRR of 28%**
- The PEA describes Kuska project development towards a 20,000 metric tpa LCE output and an anticipated 20 year Life of Mine (LOM).
- Wealth intends to use a mature DLE technology (TRL 8 in the PEA) converting lithium-bearing brine into battery-grade Lithium Carbonate (>99.5% LC).
- The PEA was produced by DRA Global’s Toronto office, together with resource experts from Montgomery & Associates and other third-party consultants with pertinent qualifications.

Sensitivity Analysis



Cash Flow Estimates



Wealth is a Responsible Corporate Citizen

From the beginning, Wealth Minerals has been focused on asset development in harmony with all stakeholders.

Technology: Internal review started in 2017 with specialists on solar evaporation, solvent extraction and Direct Lithium Extraction (DLE) = **DLE chosen as only way forward.**

Partnership: Wealth has a track record of cooperating with companies across the board which can offer best solutions to asset development (ENAMI, U1G, multiple strategic investors and service providers).

Community: Wealth has signed a cooperation agreement with the Indigenous Quechua Community of Ollagüe, setting the terms of Wealth's activity.

- **No solar evaporation**
- **Minimal exploration footprint**
- **Maximum local engagement-contracting for work, transport, lodging, catering**
- **Internship-training for local skills building**

Wealth's cooperation with the Quechua Community of Ollagüe is a new benchmark for collaborative and respectful development in Chile.

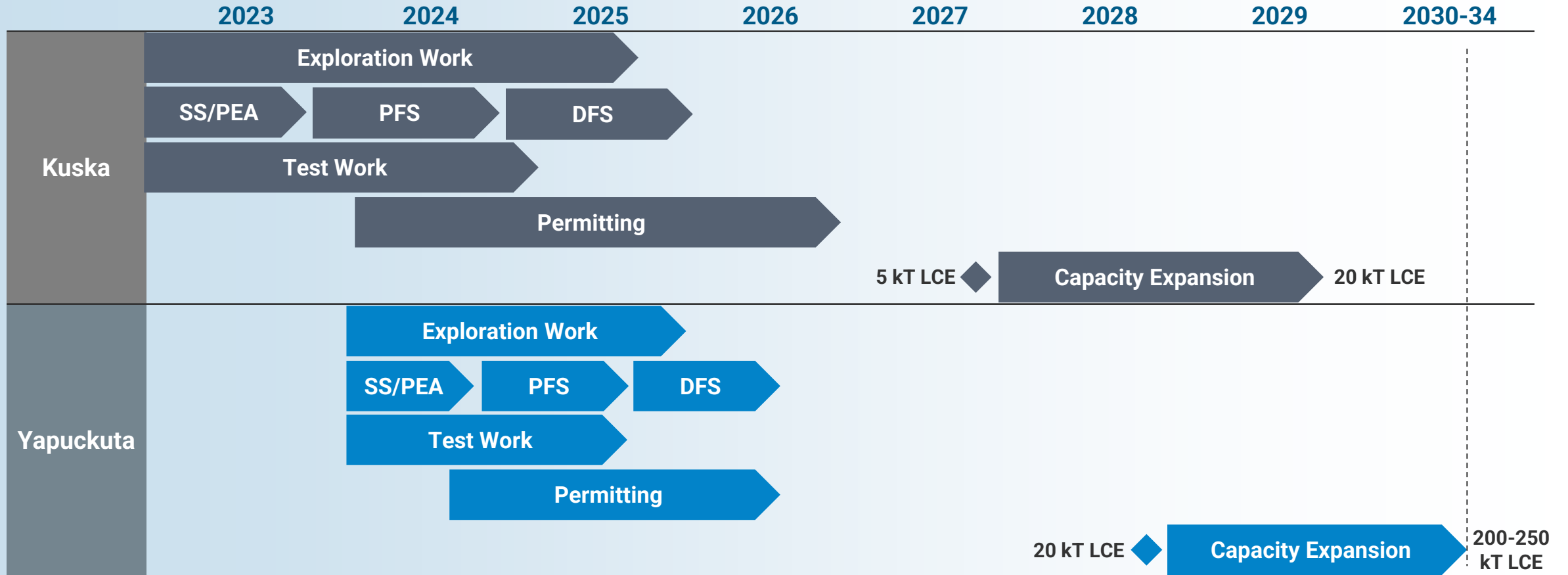


Wealth Minerals & Quechua Community representative, cooperating on siting drill hole locations



Wealth, drill contractors and Quechua Community representative discussing plans together

General Project Execution Timeline



Experienced Management Team



Henk van Alphen
CEO and Director

- Founded Wealth Minerals in 2005.
- 30+ years experience in the mining industry.
- Key player in companies such as Corriente Resources, Cardero Resources, Trevali Mining, Balmoral Resources, and International Tower Hill.
- Over \$1B raised in financial transactions



Sead Hamzagic
Chief Financial Officer

- Chartered professional accountant with 34 years of public practice experience and financial management experience.
- He has and continues to serve as CFO for several TSX Venture Exchange and private companies and is well versed in reporting requirements for public companies.



Marcelo Awad
Exec. Dir., Wealth Chile

- Distinguished career in the mining industry.
- 18 yrs with Codelco, most recently as EVP.
- 16 years with Antofagasta Minerals, with 8 years of significant growth as CEO (2004-12)
- 2011 Harvard Business Review ranked #1 CEO in Chile, 18th in Latin America & 87th in the world.



Marla Ritchie
Corporate Secretary

- 25+ years' experience in public markets working specializing in resource-based exploration companies.
- Currently, she is also the corporate secretary for several companies, including International Tower Hill Mines Ltd. and Trevali Mining Corporation.



John Drobe
Senior Geologist

- Geologist with 30+ years' experience specializing in porphyry copper-gold, epithermal and skarn deposits throughout the Americas.
- Deep experience with organizing and managing exploration campaigns, particularly in South America, which he has participated in the exploration and development of projects in Peru, Argentina, Ecuador and Chile.



Stephen Foot
Head Geologist - Chile

- Geoscientist with 30+ years' experience managing water resources gained principally in the mining industry and has lived in Chile for more than 25 years. He has extensive experience in salar hydrogeology and wetlands as well as the Chilean water and environmental legislation.
- Previous experience working as the hydrogeologist for what is now SQM's lithium operations on the Atacama salar.



Francisco Lepeley
CEO, Wealth Minerals

- Long track record of top management experience at leading Chilean companies
- Served 9 years as CFO of several Antofagasta PLC mines in Chile, 4 years as CFO of the world's second largest salmon farming company (\$1.4B in annual revenue), and as CFO of CAP S.A., Chile's leading iron ore and steel producer.



Tim McCutcheon
Strategic Advisor

- 20 years' experience as a capital markets professional and corporate manager
- Founder of DBM Capital Partners, a boutique mining resource merchant bank with AUM of \$130M and \$100M M&A transactions.
- Been a director/CEO of several public Emerging Market natural resource companies with assets in Russia, Kyrgyzstan, Slovakia, Mali and Ghana.

Board of Directors & Governance



Stefan Schauss

Director



Xiaohuan Tang

Director



Gordon Neal

Director



David Lies

Director

- 20+ years executive management experience in the battery manufacturing industry, recently in the commercialization of battery technology for mobile and stationary large scale energy storage assets.
- Also served in Sales and business development roles for several companies in semiconductors, integrated circuits, and other electronic goods.
- Environmental engineer who most recently served as General Manager of Jinzhao Mining Peru.
- Worked at Standard Bank London and Shanghai for structured mining project financing, consultant for the British Foreign Office South American Group and Peruvian think-tank Macroconsult.
- 35+ years experience in governance, corporate finance and investor relations.
- Founded Neal McInerney Investor Relations, the 2nd largest IR firm in Canada.
- VP Corporate Development at MAG Silver Corp. where he provided capital market strategies and solutions to the board.
- Currently VP Corporate Development for Silvercorp Metals Inc.
- 40+ years experience as entrepreneur and private equity investor, focusing on real estate and manufacturing sectors.
- Organized the buyout of Ryco Graphics, managing the turnaround by tripling revenues and substantially increasing profits, exiting from the investment in five years.
- Presently manages a portfolio of high growth potential companies across several sectors including the natural resource space.

WML has set corporate governance policies to ensure first rate management systems guide operations:

- Ultimate decision-making rests with the Board of Directors.
- Treasury controls in place to ensure proper review and approval processes for all cash flows.
- Strict compliance with all exchange and regulatory statutes regarding director and officer behavior on capital markets.
- Budgeting process and approval.
- Full transparency of Company financials and management decisions, reported quarterly and available on open-source websites.

Investment Highlights

- Chile is a U.S. free trade partner country as noted in the Inflation Reduction Act – positioning the company as a potential beneficiary of the global energy transition through the supply of responsibly sourced lithium.
- Consumers of lithium are securing future supplies directly with junior miners
- Large assets that can make an impact on global lithium supply are rare
- Chile is a proven stable jurisdiction with a rich mining history
- DLE extraction technology is opening up new development possibilities
- Persistent long-term supply deficits in all battery metals make low-cost effective call options (district-scale exploration) very valuable

Yapuckuta

- Flagship lithium project spans 46,200 hectares in the Atacama Salar, a region which contains the world's highest grade and largest producing lithium brine deposits
- Geophysics and third-party data remove early exploration risk

Kuska

- Spans 10,500 hectares and maintains an after-tax NPV10% of US\$1.15B per a Preliminary Economic Assessment announced in January 2024
- Quick to execute lithium project with excellent porosity/extraction potential and strong stakeholder support





Wealth Minerals

LTD

TSX.V: **WML** | OTC: **WMLLF** | Frankfurt: **EJZN**

Company Contact

Michael Pound, Corporate Development

+1 (604) 638-3665

mpound@wealthminerals.com

Investor Relations

Lucas A. Zimmerman

Managing Director

MZ Group – MZ North America

+1 (949) 259-4987

WML@mzgroup.us

www.wealthminerals.com