



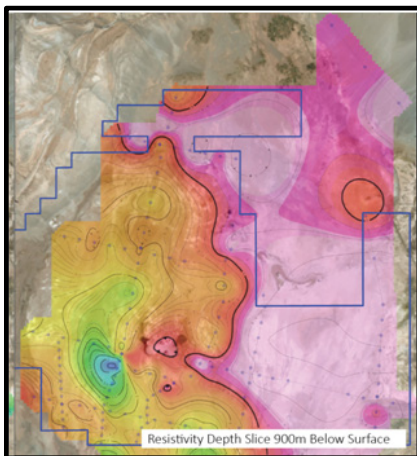
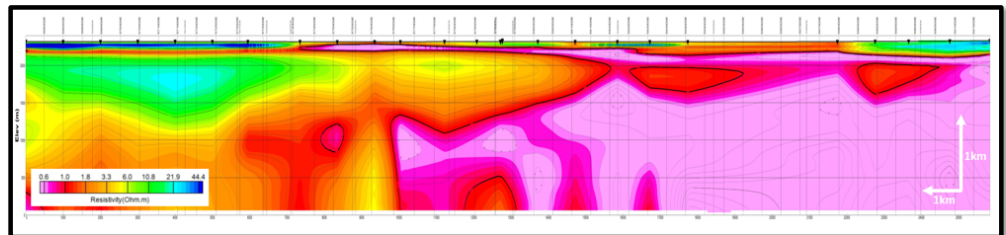
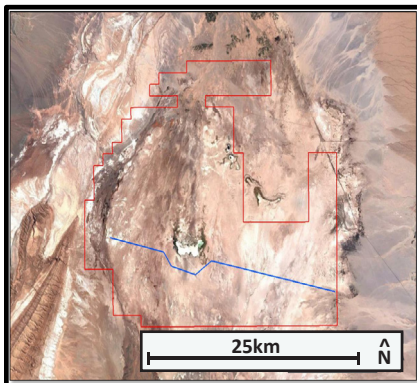
About Wealth Minerals

Wealth is a mineral resource company focused on lithium asset development in Chile. The Company has positioned itself to develop its substantial license package in the Atacama Salar, adjacent to existing producers who collectively account for ~1/4th of global supply which is the lowest cost source of lithium on the market today. Additionally, Wealth is developing the Kuska project in Northern Chile, a recently updated highly prospective land package.

Lithium market dynamics and a rapidly increasing metal price are the result of profound structural issues with the industry meeting anticipated future demand. Wealth is positioning itself to be a major beneficiary of this future mismatch of supply and demand. The Company also maintains and continues to evaluate a portfolio of precious and base metal exploration-stage projects.

Atacama Salar - Premier Lithium Asset

Executive Summary from NI 43-101 Report (filed 20 July 2017): The Atacama Salar is host to more than 15% of the world’s known lithium reserves, and yet exploration and production of lithium has occurred only in the southern portion of the salar. The proximity of the Project to existing producers strongly suggests that exploration potential is good for the discovery of brines in the northern portion of the salar, underlying the project.



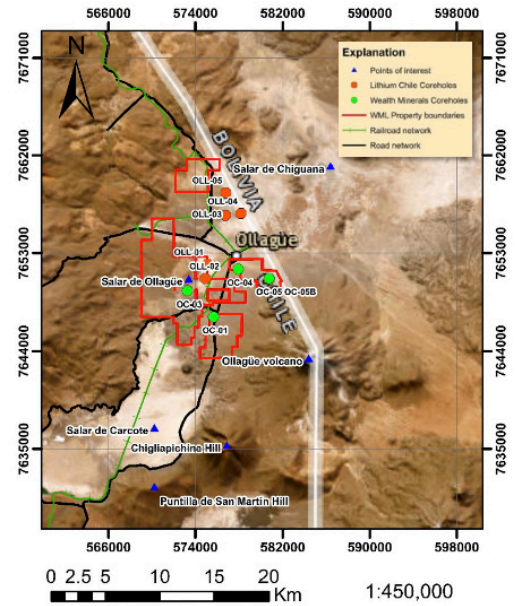
Magneto-Telluric (“MT”) survey line (blue line in picture to left) shows a very low resistivity zone (less than 1 ohm-m) that ranges from 500 m to 2 km thick below the surface. This extremely thick zone is interpreted to cover an area of over 200 km² within the Project property. The MT data showing very low resistivity material is interpreted to represent porous media with high salinity fluids. At an estimated average thickness of 1.5 km, the potential aquifer volume highlighted by the MT survey is 150 km³. Top left picture: red outline Wealth Minerals license area on satellite picture of Atacama Salar. Bottom left picture: blue outline Wealth Minerals license area with MT survey results at 500 m below surface, color scale same as horizontal picture.

Salar Comparison	Salar de Atacama ¹	Salar de Maricunga ²	Salar de Olaroz ²	Salar de Hombre Muerto ²	Salar de Cauchari ³
Country	Chile	Chile	Argentina	Argentina	Argentina
Lithium	1 840	1 250	690	740	590
Potassium	22 630	8 970	5 730	7 400	4 850
Magnesium	11 740	8 280	1 660	1 020	1 420
Mg/Li	6.40	6.63	2.40	1.40	2.43
K/Li	12.33	7.18	8.30	9.95	8.30
K/Mg	1.93	1.08	3.46	7.26	3.58

Sources: Deutsche Bank (2016), Uco Energy Metals (2017), Technical Report on the Atacama Lithium Project El Loa Province Region II Republic of Chile (2017)
Notes: (1) NI 43-101 report prepared for Oracobre Ltd., May 13, 2011. (2) NI 43-101 amended report prepared for L3 Energy Inc., May 23, 2012. (3) NI 43-101 report prepared for Lithium Americas Corp., July 11, 2012

Kuska - Positive Location & 3rd Party Drilling

- Kuska consists of 8,000 hectares located in northern Chile, Region II, near the Chile-Bolivia border and approximately 200km due north from the Atacama Salar.
- Recent drilling activity by Lithium Chile in the area returned lithium grades up to 480 Li mg/l and surface sampling has returned lithium grades as high as 1,140 Li mg/l.
- A cooperation agreement with the Indigenous Quechua Community of Ollagüe.
- In January 2023, Wealth announced a maiden resource estimate for the Kuska project, with highlights including total indicated resources are **741,000 tonnes LCE grading 175 mg/L**, and total inferred resources are **701,000 tonnes LCE grading 185 mg/L**.
- In January 2024, Wealth announced a Preliminary Economic Assessment (PEA) for Kuska with **Pre-tax NPV (10% discount) of US\$1.65 bn** and a **project IRR of 33%**.



Key Team Members

Henk van Alphen | CEO and Director
More than 30 years of experience in the mining industry. He has been a key player in companies such as Corriente Resources, Trevali Mining, and International Tower Hill.

Marcelo Awad | Executive Director – Chile
Mr. Awad was 18 years with Codelco, ending as Executive Vice President, 16 years with Antofagasta Minerals, the Mining Division of Antofagasta Plc, including 8 years as CEO.

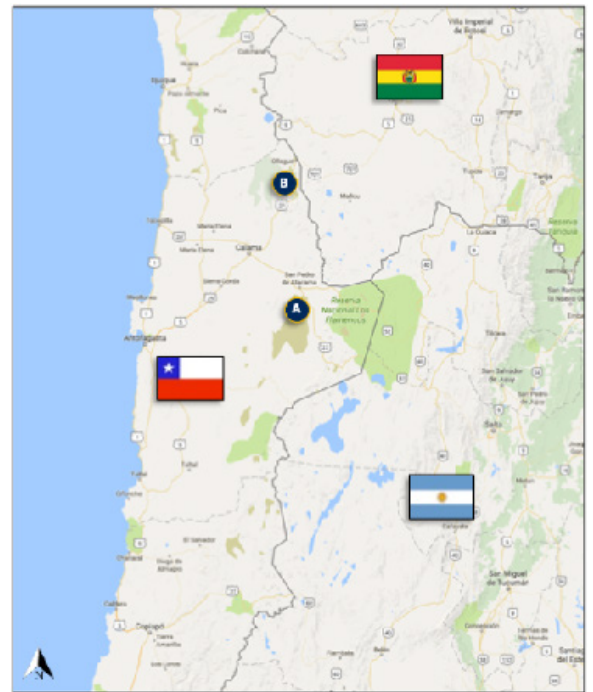
César Jil | Technical Advisor to the Board
Mr. Jil was Manager of Lithium Extraction Technologies of Albemarle’s lithium division. He is an expert in the latest technologies regarding lithium beneficiation, and has worked in the Atacama, Antofalla, and Silver Peak salars/salt lake beds.

Steven Foot | Head Geologist – Chile
Mr. Foot is a geoscientist with over 30 years’ experience. Previous experience includes working as the hydrogeologist for what is now SQM’s lithium operations on the Atacama salar.

Jürgen M. Geissinger | Advisory Board Member
Mr. Geissinger is a renowned German automobile sector manager with a keen interest in current technological changes changing the face of the auto industry. Previously, he served as the CEO of Schaeffler AG, a German based supplier for automotive and industrial applications.

Francisco Lepeley | CEO, Wealth Minerals Chile SpA
Mr. Lepeley has a long track record of top management experience at leading Chilean companies, having served for nine years as CFO for several of Antofagasta PLC mines in Chile, four years as CFO of the world’s second largest salmon farming company (\$1.4B in annual revenue), and most recently as CFO of CAP S.A., Chile’s leading iron ore and steel producer.

Project Map: Chile Focus on the “Lithium Triangle”



- A Atacama:** 100% royalty-free core 144 exploration concessions; total 46,200 hectares, WML’s focus over the next 12-24 months.
- B Kuska:** 8,000 hectares of 100% fully-owned, royalty free tenements adjacent to HWY 21 and directly west of Bolivia border.

Snapshot of Current Capital Structure

Capital Structure			
Shares outstanding (basic)	324,255,941	Avg option strike and term	\$0.38 and Jan2024
Options outstanding	27,125,000	Avg warrant strike and term	\$0.37 and Jun2024
Gross capital realized if fully exercised	CAD \$11,740,625	Market capitalization ¹	CAD 81M
Warrants outstanding	23,461,799	TSX-V Ticker	WML-V
Gross capital realized if fully exercised	CAD \$9,971,265	<small>Note: 1) As per 8 January 2024</small>	
Shares outstanding (fully diluted)	374,842,740		

CONTACT US

Michael Pound, Corporate Development
#2710 - 200 Granville Street
Vancouver, BC, Canada V6C 1S4
Toll-Free: 1 888 331 0096
Telephone: 1 604 638 3665
www.wealthminerals.com
Email: mpound@wealthminerals.com

* Capital Structure Table note: warrants pending TSXV approval. This document may contain forward-looking statements (including “forward-looking information” within the meaning of applicable Canadian securities legislation and “forward-looking statements” within the meaning of the US Private Securities Litigation Reform Act of 1995) relating to, among other things, the operations of Wealth and the environment in which it operates. Wealth has relied on a number of assumptions and estimates in making such forward-looking statements. Such assumptions and estimates are made in light of the trends and conditions that are considered to be relevant and reasonable based on information available and the circumstances existing at this time. A number of risk factors may cause actual results, level of activity, performance or outcomes of such exploration and/or mine development to be materially different from those expressed or implied by such forward-looking statements including, without limitation, whether such discoveries will result in commercially viable quantities of such mineralized materials, the possibility of changes to project parameters as plans continue to be refined, the ability to execute planned exploration and future drilling programs, the need for additional funding to continue exploration and development efforts, changes in general economic, market and business conditions, and those other risks set forth in Wealth’s most recent annual information form under the heading “Risk Factors” and in its other public filings. Forward-looking statements are not guarantees of future performance.